

Summer Fun Activities

Note
for
Parents

Level-3

Dear Parents,

Warm Greetings!!

Its SUMMER TIME again!

Use Summer Vacation as an opportunity to spend quality time together. Let your child take the lead and use his/her imagination, creativity and knowledge to do the assigned task. The role of the parents is to be a facilitator and guide to steer the child in the right direction. He/She will and his own destination. Original work of students will receive greater recognition and appreciation.

Here are some tips to make this period a fruitful and happy period for them:

1. Encourage the child to wish 'Good Morning' and 'Good Night' to everybody.
2. Motivate the child to use polite words such as 'Please, Thank You, Sorry, May I'.
3. Talk respectfully with the child and encourage her/him to do the same.
4. Make sure the child brushes his/her teeth twice a day, morning and before going to bed at night.
5. Encourage the child to speak simple sentences beginning with the words I, my, he, she. I am a girl /boy, My name is He loves to play, She likes to eat ice cream.
6. Play with the child asking him /her to touch the objects starting with the letter you call out.
7. Help your child to create patterns as standing and sleeping lines with the help of clay dough.
8. Give clay dough to make a ball, a circle, a triangle etc.
9. Use terms big/small and tall/short in daily routine like give me big potato or small plate, that tree is tall or short, etc.
10. Show them fruits we eat during summer season such as mangoes, watermelon, muskmelon, litchis, java plum (jamun), etc.
11. Play the game "I can touch". Ask the child to touch his/her legs and say "I can touch my legs". Do the same with different body parts.
12. Recite all the rhymes done so far with actions and voice modulation.

To support your child's learning during this holiday season, please enjoy the following worksheets and reinforce concepts with your child. This will help the child to practice and brush up his/her writing skills and recapitulate what was done in school. Do make sure that child does the homework on his/her own, under your valuable guidance.

Have a nice and happy Summer Vacation!



Summer Fun Activities



Class : Level-3

Name

Date


Fill the missing short vowel: a



t__p



b__t



h__t



c__t



b__g



p__n





Summer Fun Activities



Class : Level-3

Name

Date

Circle the correct sight word.

this

must
are this
that

that

are
that this
see

must

this
that must
can

are

that
are this
see

see

that
are this
see

can

that
see can
this





Summer Fun Activities



Class : Level-3

Name

Date

Write English letters a to z.





Summer Fun Activities



Class : Level-3

Name

Date

Write English letters A to Z.





Summer Fun Activities




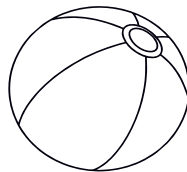
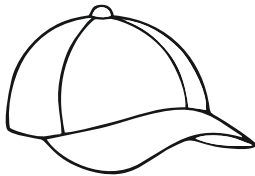
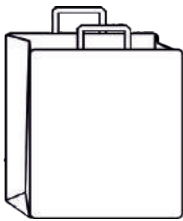
Class : Level-3

Name

Date

Short vowel: a

1. Say the name of each picture below
colour the pictures with the 'a' sound.



2. Circle the words with the short 'a' sound.

act

rat

plate

map

cake

cap

sad

day

mat

play

tag

bat

3. Write 3 words with the short 'a' sound.





Summer Fun Activities




Class : Level-3


Name


Date


Write the correct word.


















Summer Fun Activities





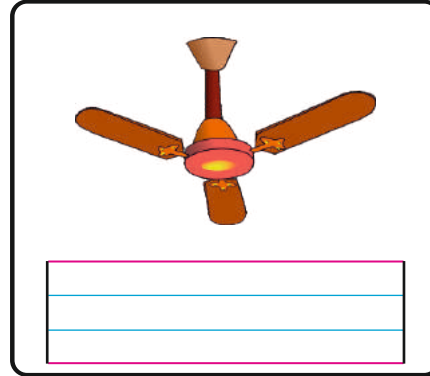


Class : Level-3

Name

Date

Write the correct word.





Summer Fun Activities



Class : Level-3

Name

Date

Write numbers from 1 to 50.

T	O
	1

T	O
1	1

T	O
2	1

Continue on next page.





Summer Fun Activities



Class : Level-3

Name

Date

Write numbers from 1 to 50.

T	O
3	1

T	O
4	1
5	0





Summer Fun Activities



Class : Level-3

Name

Date

Write numbers from 51 to 100.

T	O
5	1

T	O
6	1

T	O
7	1

Continue on next page.





Summer Fun Activities



Class : Level-3

Name

Date

Write numbers from 51 to 100.

T	O
8	1

H	T	O
	9	1
1	0	0





Summer Fun Activities



Class : Level-3

Name

Date

Write the correct word.



Blank writing lines for the word corresponding to the backpack image.



Blank writing lines for the word corresponding to the cat image.




Blank writing lines for the word corresponding to the sleeping child image.




Blank writing lines for the word corresponding to the dog image.



Blank writing lines for the word corresponding to the mug image.



Blank writing lines for the word corresponding to the jam jar image.





Summer Fun Activities

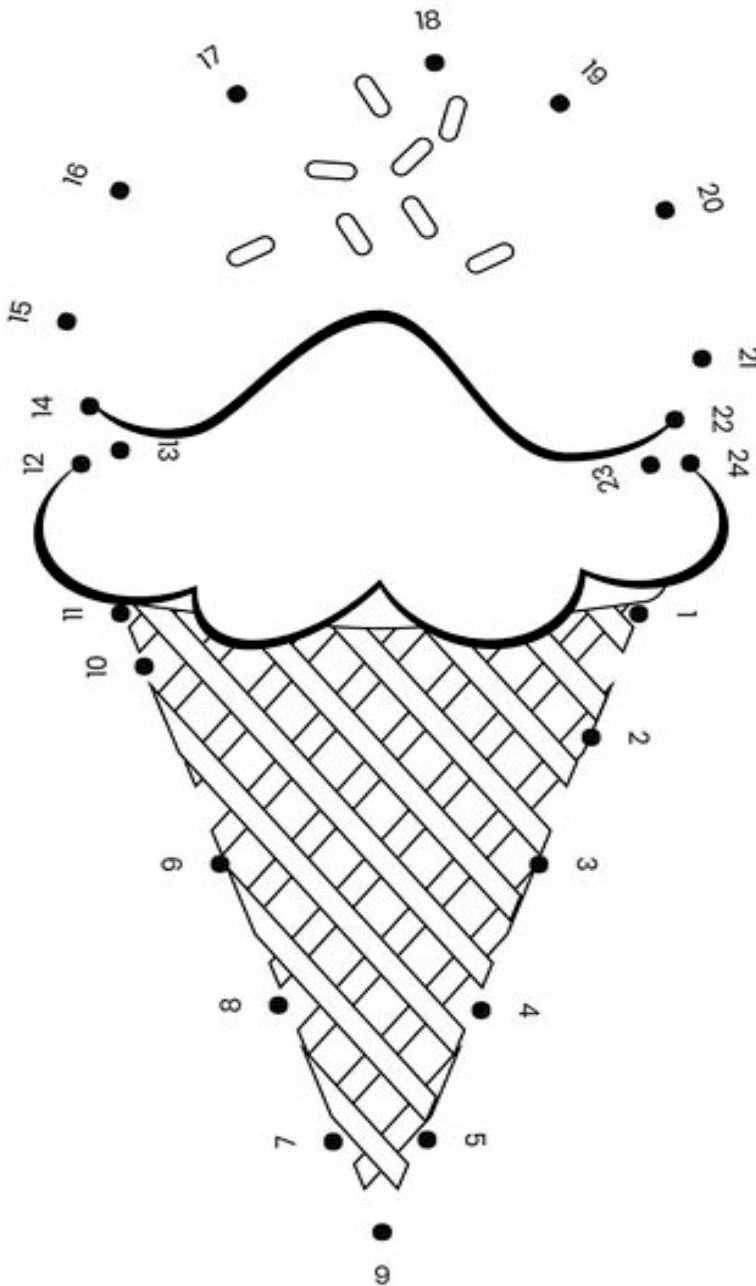


Class : Level-3

Name

Date

Connect the dots and colour the picture.





Summer Fun Activities



Class : Level-3

Name

Date

Mark (>, <) for greater and smaller number.

8

10

8

2

5

4

3

7

4

9

6

4





Summer Fun Activities

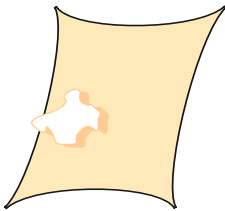


Class : Level-3

Name

Date

Let's make Earth a better place. Tick what is healthy for our Mother Earth.





Summer Fun Activities



Class : Level-3

Name

Date

Match the sense organs with their functions.



•



•



•



•




•




•



•



•



•



•



Summer Fun Activities



Class : Level-3

Name

Date

Tick (✓) all the daily routines you do on your own.





Summer Fun Activities

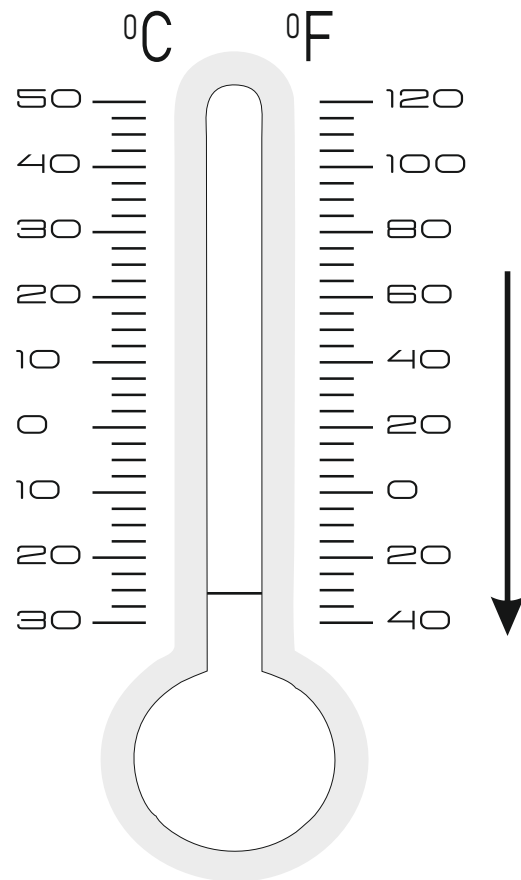
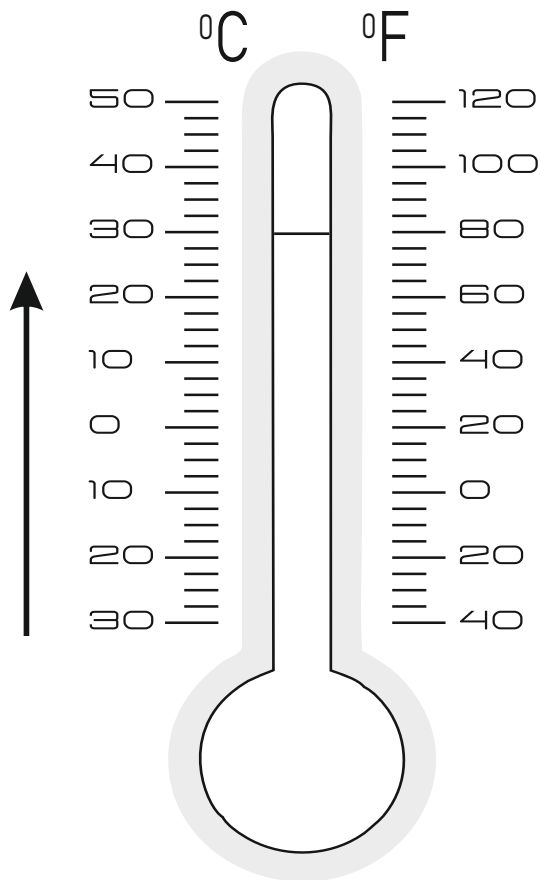


Class : Level-3

Name

Date

Colour the high with orange.



Summer Fun Activities



Class : Level-3

Name

Date

I can circle the sight word. (this, that, must, are, see, can)

This is my house



That is a car



I must study



we are family



I see a star



I can eat an apple





Summer Fun Activities




Class : Level-3

Name

Date

Tick (✓) all the healthy food and (X) all the unhealthy foods.



Summer Fun Activities



Class : Level-3

Name

Date

Match the seasons.

Winter •



Summer•



Rainy •

