



Summer Fun Activities

Note
for
Parents



Level-2

Dear Parents,

Warm Greetings!!

Its SUMMER TIME again!

Use Summer Vacation as an opportunity to spend quality time together. Let your child take the lead and use his/her imagination, creativity and knowledge to do the assigned task. The role of the parents is to be a facilitator and guide to steer the child in the right direction. He/She will and his own destination. Original work of students will receive greater recognition and appreciation.

Here are some tips to make this period a fruitful and happy period for them:

1. Encourage the child to wish 'Good Morning' and 'Good Night' to everybody.
2. Motivate the child to use polite words such as 'Please, Thank You, Sorry, May I'.
3. Talk respectfully with the child and encourage her/him to do the same.
4. Make sure the child brushes his/her teeth twice a day, morning and before going to bed at night.
5. Encourage the child to speak simple sentences beginning with the words I, my, he, she. I am a girl /boy, My name is He loves to play, She likes to eat ice cream.
6. Play with the child asking him /her to touch the objects starting with the letter you call out.
7. Help your child to create patterns as standing and sleeping lines with the help of clay dough.
8. Give clay dough to make a ball, a circle, a triangle etc.
9. Use terms big/small and tall/short in daily routine like give me big potato or small plate, that tree is tall or short, etc.
10. Show them fruits we eat during summer season such as mangoes, watermelon, muskmelon, litchis, java plum (jamun), etc.
11. Play the game "I can touch". Ask the child to touch his/her legs and say "I can touch my legs". Do the same with different body parts.
12. Recite all the rhymes done so far with actions and voice modulation.

To support your child's learning during this holiday season, please enjoy the following worksheets and reinforce concepts with your child. This will help the child to practice and brush up his/her writing skills and recapitulate what was done in school. Do make sure that child does the homework on his/her own, under your valuable guidance.

Have a nice and happy Summer Vacation!





Summer Fun Activities




Class : Level-2

Name

Date

Pack the beach bag by colouring only the items we bring to the beach in summer





Summer Fun Activities




Class : Level-2

Name

Date


Write the first letter of the given picture.





















Summer Fun Activities



Class : Level-2

Name

Date

Write the first letter of the given picture.



Summer Fun Activities




Class : Level-2


Name

Date

Circle the picture that begins with letter A.



A



Summer Fun Activities

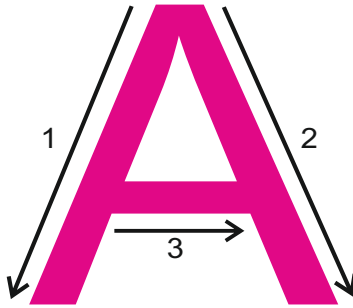


Class : Level-2

Name

Date

Write the letter A.



Tracing practice area with five rows of handwriting lines. The first row contains five dashed uppercase 'A's for tracing. The second row contains five dotted uppercase 'A's for tracing. The remaining three rows are blank handwriting lines for independent practice.



Summer Fun Activities

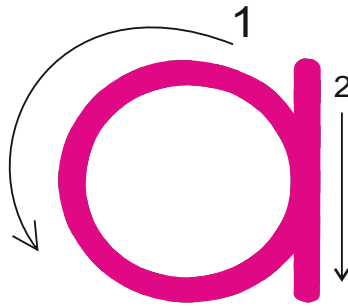


Class : Level-2

Name

Date

Write the letter a.



Handwriting practice lines for the letter 'a'. The first line contains five dotted 'a's for tracing. Below are several sets of blank lines for independent practice.





Summer Fun Activities




Class : Level-2

Name

Date

Circle the picture that begins with letter B.



B



Summer Fun Activities

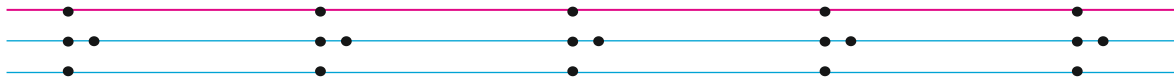
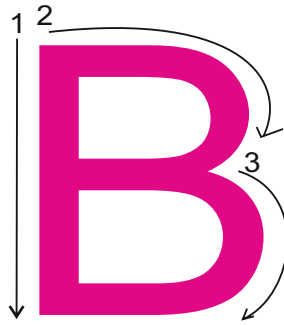


Class : Level-2

Name

Date

Write the letter A.





Summer Fun Activities

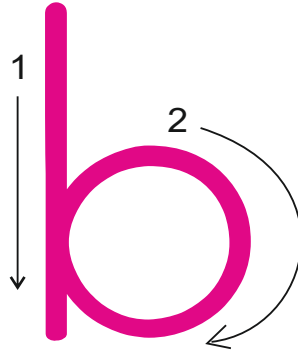


Class : Level-2

Name

Date

Write the letter b.



Handwriting practice lines for the letter 'b'. The first row contains five dotted 'b's for tracing. Below are several sets of blank lines for independent practice, each consisting of a top blue line, a middle pink line, and a bottom blue line.





Summer Fun Activities



Class : Level-2

Name

Date

Circle the correct sight word.

I
my
I she
he

my
my
I she
he

he
you
I she
he

she
you
my she
he

me
my
me she
he

you
us
me she
you

we
me
us she
we

us
my
us she
we





Summer Fun Activities




Class : Level-2

Name

Date

Finger paint all the circle with red colour and triangle with blue colour.





Summer Fun Activities


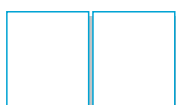

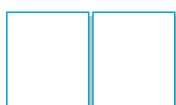
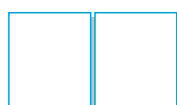
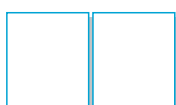

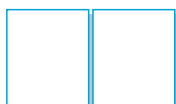
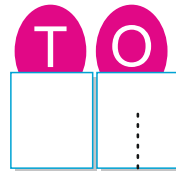
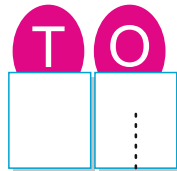
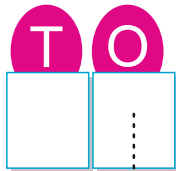


Class : Level-2

Name

Date

Write numbers from 1 to 10.





Summer Fun Activities




Class : Level-2

Name

Date

Circle the objects that you find at your school.





Summer Fun Activities



Class : Level-2

Name

Date

Tick the places we find in our neighbourhood.





Summer Fun Activities





Class : Level-2

Name

Date

Circle the objects that you find at your school.





Summer Fun Activities






Class : Level-2

Name

Date

Tick the places we find in our neighbourhood.





Summer Fun Activities



Class : Level-2


Name

Date



Understand the good and bad habits and colour the correct smiley face.





.....





.....





.....



.....



.....





Summer Fun Activities

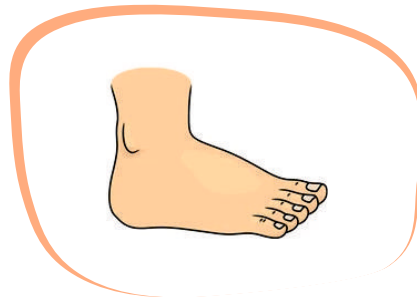
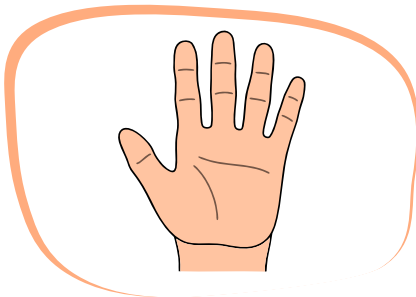
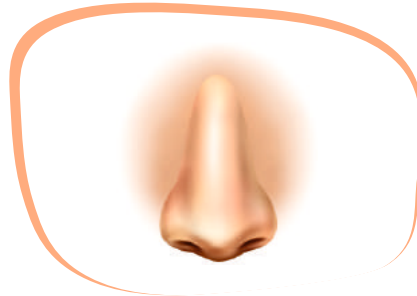


Class : Level-2

Name

Date

Write how many body parts do you have.





Summer Fun Activities




Class : Level-2

Name

Date

Colour the things you carry in your school bag.





Summer Fun Activities




Class : Level-2


Name

Date


Draw how you feel today!



Happy

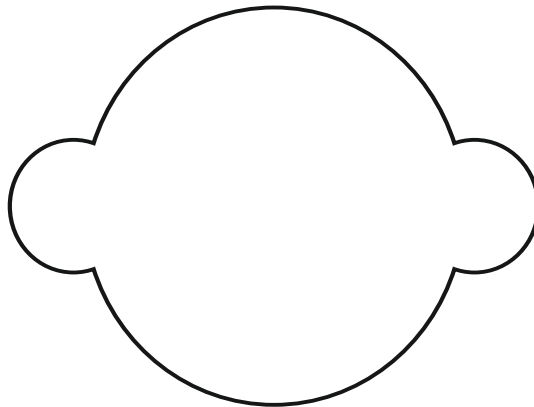


Sad




Surprise


How do you




Feel today?



Excited



Angry



Tired





Summer Fun Activities



Class : Level-2

Name

Date

Tick the picture that show children being polite.

