



**Dewan Public School
Hapur**

**Holiday Home Work
Class- 6th
Session- 2023-2024**

Subject- English Class- VI

Activity – Create an attractive pocket dictionary based on the alphabets of your first name.

- Write five words using each alphabet with their meaning.

Note- Read English newspaper daily to enhance your reading skill.

Learn test 1 syllabus covered so far.

Subject- Hindi Class- VI

1. संचार माध्यमों के तीन चित्र एकत्र करके उस पर परियोजना तैयार कीजिए।
2. हिन्दी दिवस के उपलक्ष पर एक पोस्टर तैयार कीजिए । (A4 शीट)


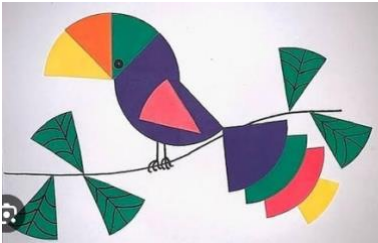
Subject- Sanskrit Class- VI

1. चित्र सहित शरीर के किन्हीं पाँच अंगों के नाम संस्कृत भाषा में लिखें । (A4 शीट पर)
2. 'संस्कृत भाषा देवभाषा' इस विषय पर एक सुंदर पोस्टर तैयार करें।



Subject- Maths Class- VI

DO THESE QUESTIONS IN YOUR ACTIVITY NOTEBOOK.

- 1) Cut the different coloured papers according to fractions like $\frac{1}{2}$, $\frac{1}{4}$, $\frac{1}{8}$. With the help of these fractions make at least 3 different pictures by pasting them .One example is given below.



- 2) Use coloured papers to make three regular polygons namely triangles, squares and hexagons to make tessellation designs. Examples are given below.



Subject- Science Class- VI

1. Draw or paste two pictures of each of the following in a new separate notebook:

- Two sources of Proteins
- Two sources of Fats
- Two sources of Carbohydrates
- Two sources of Vitamin D
- Two sources of Calcium

2. How many types of joints are present in our body? Explain with the help of examples.

3. Explain with the help of an activity and a diagram to show that how light travels in a straight line. [the activity should be different from the one given in the book]

Subject- Social Science Class- VI

Make a file having comparative study of Meghalaya and Arunachal Pradesh on the basis of (with pictures)

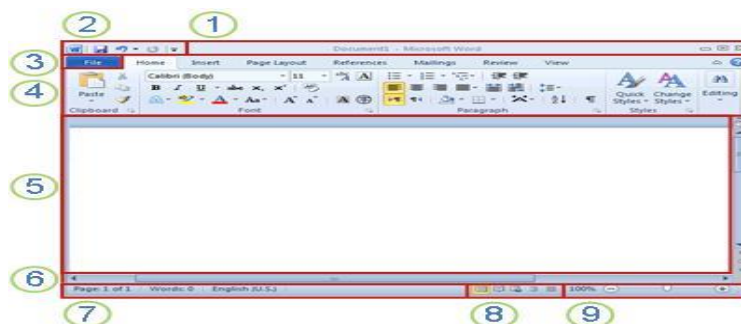
- Food
- Clothes
- Language
- Dance Forms

Subject- Computer Class- VI

1 Label the following icon



2 Write components as below image



3 Collect pictures of various versions of windows.

Subject- Art
Class- VI

Make any one RANGOLI from the following:

